

# DC Disconnect Switch

DX Series



**Bremas Erscse S.p.A.**  
Via Castellazzo 9 – 20040 Cambiago (MI)  
Tel +39 02 95651611 Fax +39 02 95651639  
www.bremas.it info@bremas.it  
ISO 9001 Certified Quality System

## DX120301MUAEDSG



### Disconnect switch

#### Technical data according to IEC 60947-3:2021

Utilization category			PV1 (DC-21B)	PV2
Rated operational voltage	Ue	V dc	1500	1500
Rated operational current	Ie	A	15	6
Rated operational voltage (second rating)	Ue	V dc	1250	1250
Rated operational current (second rating)	Ie	A	25	10
Rated operational voltage (third rating)	Ue	V dc	1100	1100
Rated operational current (third rating)	Ie	A	30	12
Rated operational voltage (fourth rating)	Ue	V dc	1000	1000
Rated operational current (fourth rating)	Ie	A	40	16
Rated operational voltage (fifth rating)	Ue	V dc	800	800
Rated operational current (fifth rating)	Ie	A	50	20
Rated operational voltage (sixth rating)	Ue	V dc	-	700
Rated operational current (sixth rating)	Ie	A	-	30
Rated thermal current	Ith	A		50
DC Poles		Nr.		2
Rated conditional short-circuit current		kA		5
Rated insulation voltage	Ui	V dc		1500
Rated impulse withstand voltage	Uimp	kV		8
Rated short-time withstand current (1 s)	Icw	A		780
Rated short-circuit making capacity	Icm	kA		1,4
Power loss per layer at 20 A / 50 A		W		0,2 / 1,25
Maximum size of the fuse for the short-circuit protection	gPV	A		50

#### Mechanical characteristics

Type of mounting			Base mounting Back-side for DIN rail or 2 screws fixing For direct operation With pre-mounted status indicator
Layers		Nr.	4
Terminal screws orientation			Head up
External metal parts (screws, shaft)			Stainless steel
Cross-section of flexible/solid wires	Max.	mm <sup>2</sup> AWG	2x 6 2x 10
Cross-section of wires with fork lug	Max.	mm <sup>2</sup> AWG	1x 16 1x 6

Minimum required fine wire cross-section: IEC 60947-1, table 9

Terminal screws type			M4 – PH2
Terminal screws tightening torque		Nm	1,7 ±10%
Net weight		g	370

#### Protection degree IEC 529 EN 60529

To the terminal			IP20
-----------------	--	--	------

#### Ambient conditions

Pollution degree ins.			2
Operational ambient temperature		°C	-30 ÷ +50
Storage ambient temperature		°C	-30 ÷ +85
Damp heat test IEC 60068-2-30			90-100% RH at +55 °C

### Motor driven actuator

#### Motor characteristics


Rated operational voltage	Ue	V dc	24 ±5%
Rated operational current	Ie	A	0,4
Stall current	Max.	A	1,4
Free-load current		A	0,10
Free-load speed	Max.	rpm	20 ±3
Rated load current		A	0,15
Rated load speed		rpm	17,6 ±2
Output power at Max. efficiency		W	1,55
Terminal type			Solder (supplied with wiring)
Pre-soldered cables length		mm	300
Protection degree to the terminals			IP00*

#### Operating features

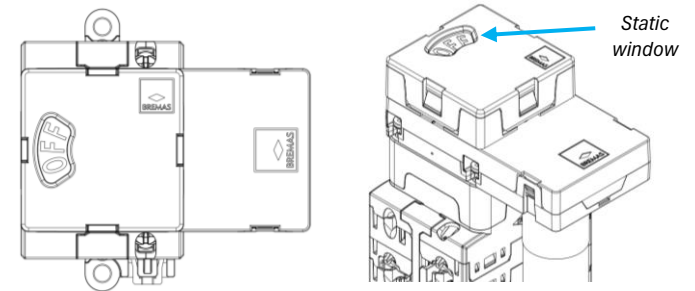
Rotation direction	Clockwise (90deg)		
Position (status indicator)	Rotary disc with static window at 09:00 o'clock		

\* Pre soldered wiring with heat-shrink sheath

#### Status indicator



Rotary disc



# DC Disconnect Switch


DX Series

DX120301MUAEDSG

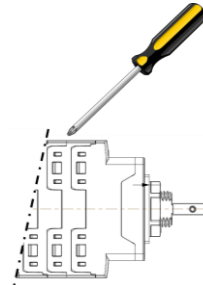


**Bremas Erscse S.p.A.**  
 Via Castellazzo 9 – 20040 Cambiago (MI)  
 Tel +39 02 95651611 Fax +39 02 95651639  
 www.bremas.it info@bremas.it  
 ISO 9001 Certified Quality System

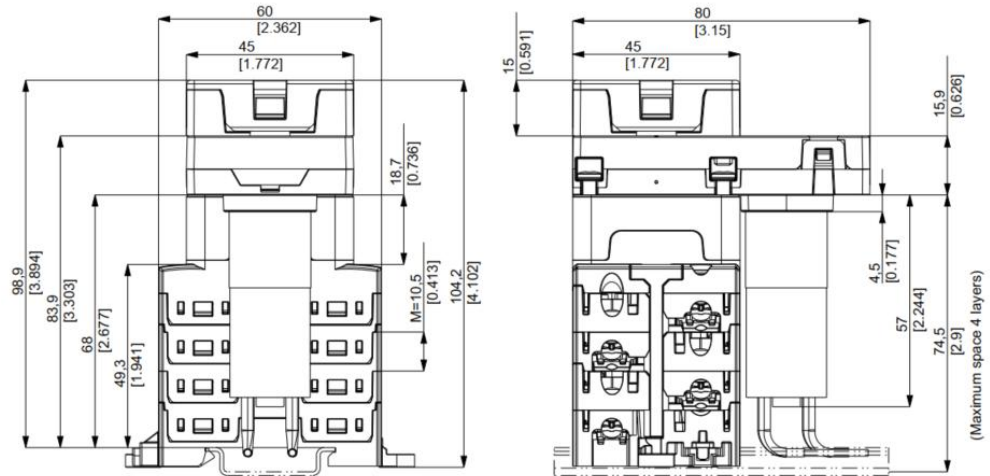
Product image



Screwdriver orientation for terminal fixing



Dimensions



Electrical Diagram



1	2	3	4	5	6	7	8	9	10	11	12	13	14	Layer
-1	+1	14	12											Marking
⊖	⊕	⊖	⊖											
⊖	⊕	⊖	⊖											
-1	+1	13	11											Marking
			X											0 / OFF
X	X	X												1 / ON

Power contacts (red bracket under terminals 1, 2, 3, 4)  
 Used for Motor management (blue bracket under terminals 11, 13)

