

# DC Disconnect Switch

DX Series



**Bremas Erscè S.p.A.**  
Via Castellazzo 9 – 20040 Cambiago (MI)  
Tel +39 02 95651611 Fax +39 02 95651639  
www.bremas.it info@bremas.it  
ISO 9001 Certified Quality System

## DX120305M0AEDSG



### Disconnect switch

#### Technical data according to IEC 60947-3:2021

Utilization category			PV1 (DC-21B)	PV2
Rated operational voltage	Ue	V dc	1500	1500
Rated operational current	Ie	A	10	5
Rated operational voltage (second rating)	Ue	V dc	1250	1250
Rated operational current (second rating)	Ie	A	20	8
Rated operational voltage (third rating)	Ue	V dc	1000	1000
Rated operational current (third rating)	Ie	A	30	12
Rated operational voltage (fourth rating)	Ue	V dc	800	800
Rated operational current (fourth rating)	Ie	A	45	17
Rated operational voltage (fifth rating)	Ue	V dc	-	700
Rated operational current (fifth rating)	Ie	A	-	25
Rated operational voltage (sixth rating)	Ue	V dc	-	-
Rated operational current (sixth rating)	Ie	A	-	-
Rated thermal current	Ith	A	50	
DC Poles		Nr.	10	
Rated conditional short-circuit current		kA	5	
Rated insulation voltage	Ui	V dc	1500	
Rated impulse withstand voltage	Uimp	kV	8	
Rated short-time withstand current (1 s)	Icw	A	780	
Rated short-circuit making capacity	Icm	kA	1,4	
Power loss per layer at 20 A / 50 A		W	0,2 / 1,25	
Maximum size of the fuse for the short-circuit protection	gPV	A	50	

#### Mechanical characteristics

Type of mounting			Base mounting Back-side for DIN rail or 2 screws fixing For direct operation With pre-mounted status indicator
Layers		Nr.	12
Terminal screws orientation			Head up
External metal parts (screws, shaft)			Stainless steel
Cross-section of flexible/solid wires	Max.	mm <sup>2</sup> AWG	2x 6 2x 10
Cross-section of wires with fork lug	Max.	mm <sup>2</sup> AWG	1x 16 1x 6

Minimum required fine wire cross-section: IEC 60947-1, table 9

Terminal screws type			M4 – PH2
Terminal screws tightening torque		Nm	1,7 ±10%
Net weight		g	620

#### Protection degree IEC 529 EN 60529

To the terminal			IP20
-----------------	--	--	------

#### Ambient conditions

Pollution degree ins.			2
Operational ambient temperature		°C	-30 ÷ +50
Storage ambient temperature		°C	-30 ÷ +85
Damp heat test IEC 60068-2-30			90-100% RH at +55 °C

### Motor driven actuator

#### Motor characteristics


Rated operational voltage	Ue	V dc	24 ±5%
Rated operational current	Ie	A	0,4
Stall current	Max.	A	1,4
Free-load current		A	0,10
Free-load speed	Max.	rpm	20 ±3
Rated load current		A	0,15
Rated load speed		rpm	17,6 ±2
Output power at Max. efficiency		W	1,55
Terminal type			Solder (supplied with wiring)
Pre-soldered cables length		mm	300
Protection degree to the terminals			IP00*

#### Operating features

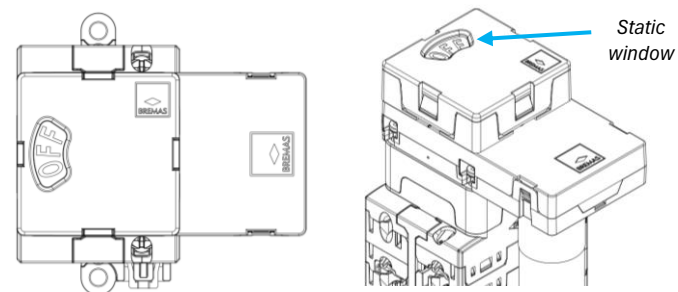
Rotation direction	Clockwise (90deg)		
Position (status indicator)	Rotary disc with static window at 09:00 o'clock		

\* Pre soldered wiring with heat-shrink sheath

#### Status indicator



Rotary disc



# DC Disconnect Switch


DX Series

DX120305M0AEDSG

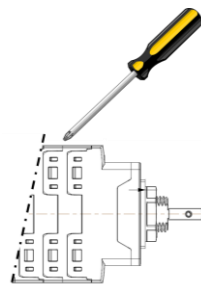


Bremas Erscse S.p.A.  
Via Castellazzo 9 – 20040 Cambiago (MI)  
Tel +39 02 95651611 Fax +39 02 95651639  
www.bremas.it info@bremas.it  
ISO 9001 Certified Quality System

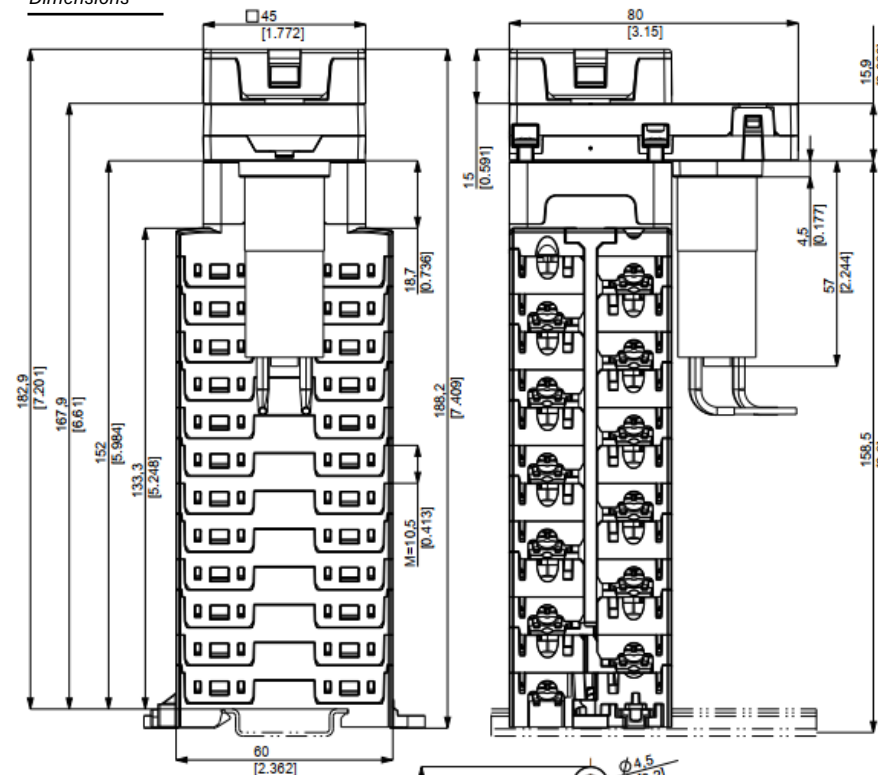
Product image



Screwdriver orientation for terminal fixing



Dimensions



Electrical Diagram

