


Cod. **IBX12030220ARMC**



Standard and Approvals

- Switch according to IEC 60947-3:2021



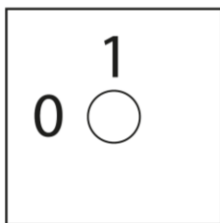
Technical features: Enclosure

- ABS double insulation thermoplastic enclosure, UV resistant
- Yellow plate 36x36 mm and red padlockable knob (up to 3 padlocks)
- Switching angle: 90°
- Cover interlock in “ON” position
- Front drive
- IP65 Protection degree
- Fixing enclosure: 4 screws at 60x115 mm or 97x142 mm
- Cover fixing screws tightening torque: 1,4 Nm ±10%
- 8x MC4 connectors (4x each side), model STAUBLI EVO2 reference 32.0347P0001 and 32.0346P0001
- IN+/- and OUT+/- markings

Technical features: DC disconnect switch

- Rated operational current in the enclosure (Ie): 30 A
- Rated operational voltage in the enclosure (Ue): 1000 V
- Rated thermal current (Ith): 50 A
- Rated insulation voltage (Ui): 1500 V
- Switching angle: 90°
- Class V0 self-extinguishing thermoplastic housing
- Assembled with metal shaft to ensure maximum operating reliability

Position



Electrical diagram

Layer	1	2	3	4
Marking	-2	+2	-1	+1
Marking	-2	+2	-1	+1
0 / OFF				
I / ON	X	X	X	X

Enclosed DC Disconnect Switch

IB Series

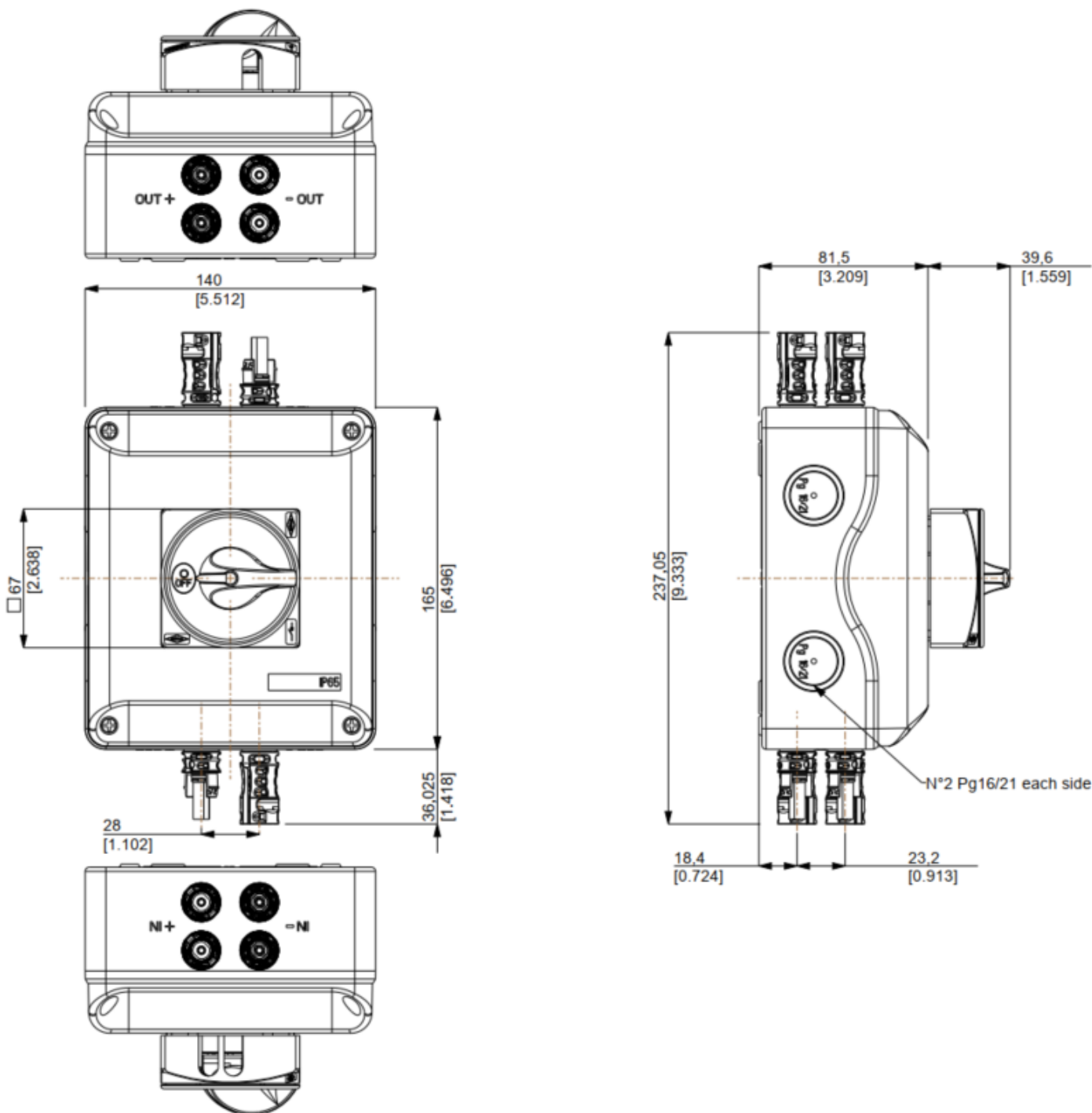


Bremas Ersce S.p.A.
Via Castellazzo 9 – 20040 Cambiago (MI)
Tel +39 02 95651611 Fax +39 02 95651639
www.bremas.it info@bremas.it
ISO 9001 Certified Quality System

Cod. IBX12030220ARMC

Dimensions

measures in mm [in]



Enclosed DC Disconnect Switch

IB Series



Bremas Erscie S.p.A.
 Via Castellazzo 9 – 20040 Cambiago (MI)
 Tel +39 02 95651611 Fax +39 02 95651639
 www.bremas.it info@bremas.it
 ISO 9001 Certified Quality System

IBX12030220ARMC

Technical data of the DC disconnect switch

Technical data according to IEC 60947-3:2021

Utilization category			PV1 (DC-21B)	PV2
Rated operational voltage	Ue	V dc	1500	1500
Rated operational current	Ie	A dc	10	5
Rated operational voltage (second rating)	Ue	V dc	1250	1250
Rated operational current (second rating)	Ie	A dc	20	8
Rated operational voltage (third rating)	Ue	V dc	1000	1000
Rated operational current (third rating)	Ie	A dc	30	12
Rated operational voltage (fourth rating)	Ue	V dc	800	800
Rated operational current (fourth rating)	Ie	A dc	45	17
Rated operational voltage (fifth rating)	Ue	V dc	700	700
Rated operational current (fifth rating)	Ie	A dc	-	25
Rated operational voltage (sixth rating)	Ue	V dc	-	-
Rated operational current (sixth rating)	Ie	A dc	-	-
Rated thermal current	Ith	A	50	
DC Poles		Nr.	4	
Rated conditional short-circuit current		kA	5	
Rated insulation voltage	Ui	V dc	1500	
Rated impulse withstand voltage	Uimp	kV	8	
Rated short-time withstand current (1 s)	Icw	A	780	
Rated short-circuit making capacity	Icm	kA	1,4	
Power loss per layer at 20 A / 50 A		W	0,2 / 1,25	
Maximum size of the fuse for the short-circuit protection	gPV	A	50	
Ambient conditions				
Pollution degree ins.			2	
Operational ambient temperature		°C	-30 ÷ +50	
Storage ambient temperature		°C	-30 ÷ +85	
Damp heat test IEC 60068-2-30			90-100% RH at +55 °C	



Dimensions

